



CHECK-IN
WITH 247TOOLSET



Your 247Toolset portal gives you the ability to easily capture attendees at your events and meetings.



Check In

To check in, enter your email address or cell phone number below - then click Check In.

Your Email Address:

Or, Your Cell Phone
Number:

(Area code + number)

(You might get a text message reply if you enter your cell phone number.)

Check In



Use your
smartphone to
scan the QR code
above to send a
text message to
check in.

[Batch New People](#)

First, navigate to your check-in page.

[http://247.ms/\[code\]/in](http://247.ms/[code]/in)

To navigate to your check-in page, use this link.

Your [code] is unique to your portal, and you'll want to know what it is.



Check In

To check in, enter your email address or cell phone number below - then click Check In.

Your Email Address:

Enter email address...

(You might get a text message reply if you enter your cell phone number.)

Check In



Use your smartphone to scan the QR code above to send a text message to check in.

Batch New People

Each person can check-in by email...



Check In

To check in, enter your email address or cell phone number below - then click Check In.

Your Email Address:

Or, Your Cell Phone
Number:

(Area code + number)

Enter cell phone...

You might get a text message reply if you enter your cell phone number.)

Check In



Use your smartphone to scan the QR code above to send a text message to check in.

Batch New People

Or, by cell phone number...



Check In

To check in, enter your email address or cell phone number below - then click Check In.

Your Email Address:

Or, Your Cell Phone
Number:

(Area code + number)

(You might get a text message reply if
number.)

Check In

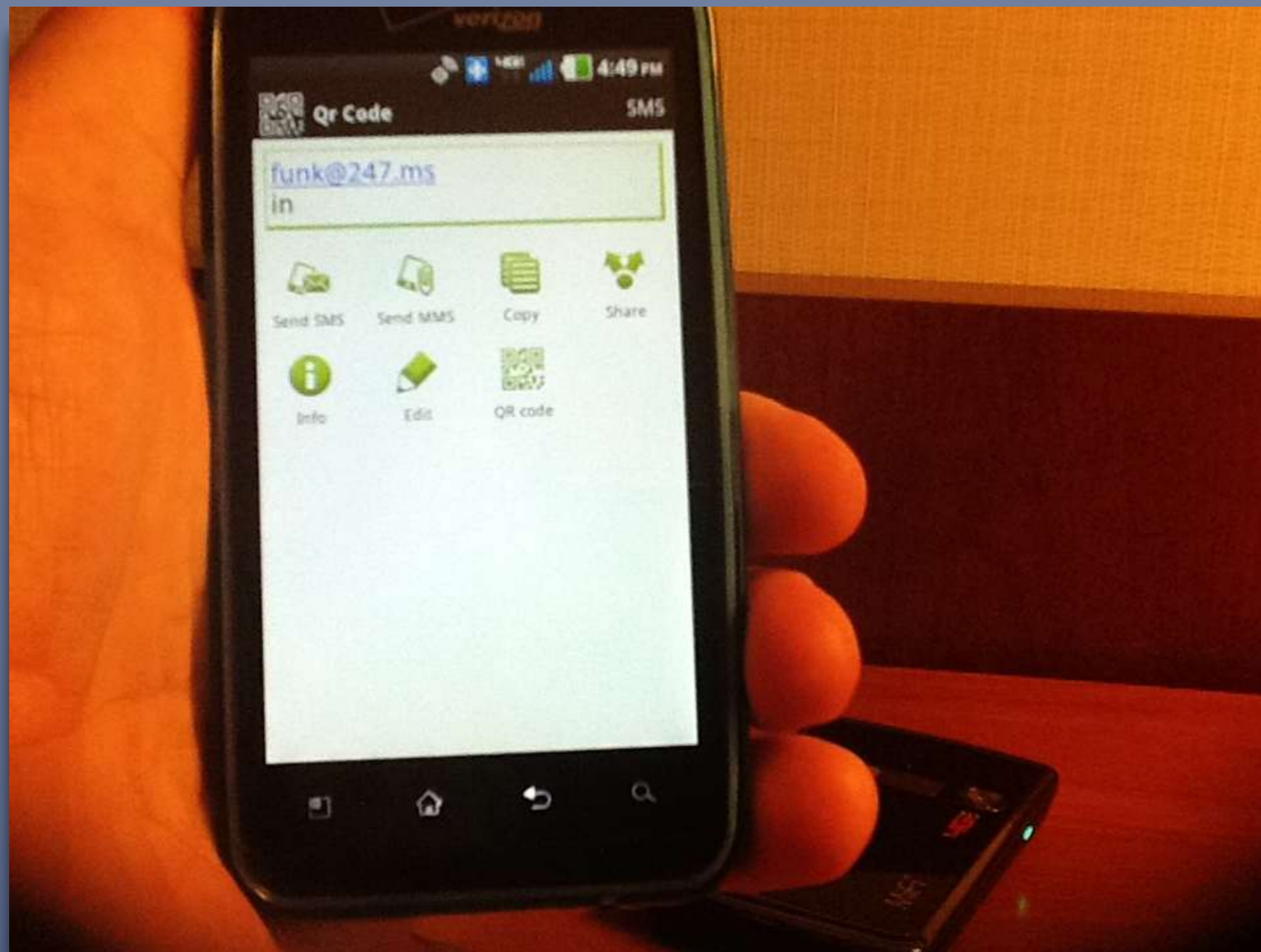
Scan QR code...



Use your
smartphone to
scan the QR code
above to send a
text message to
check in.

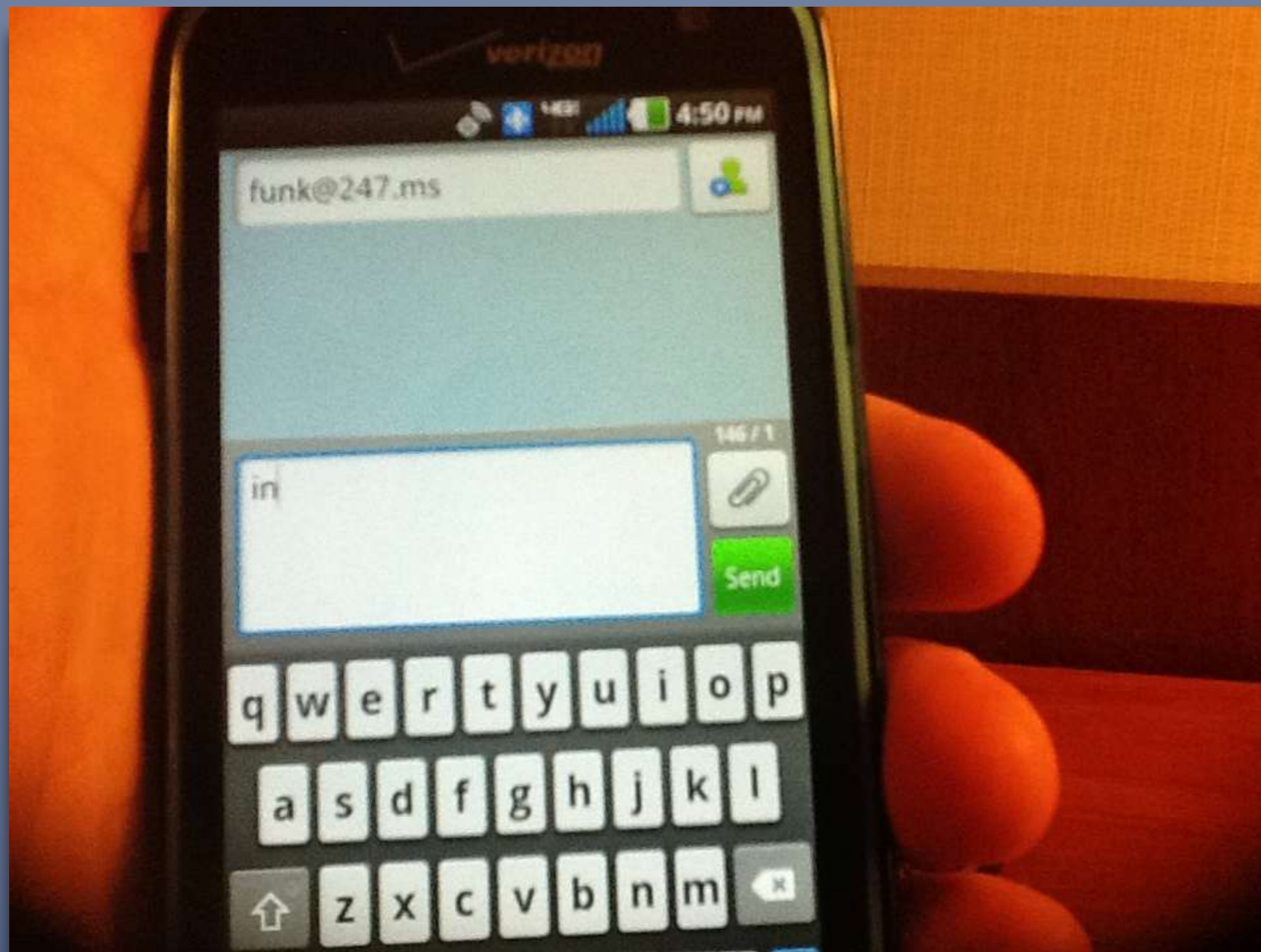
Batch New People

Or, by scanning the QR code with their smartphone.

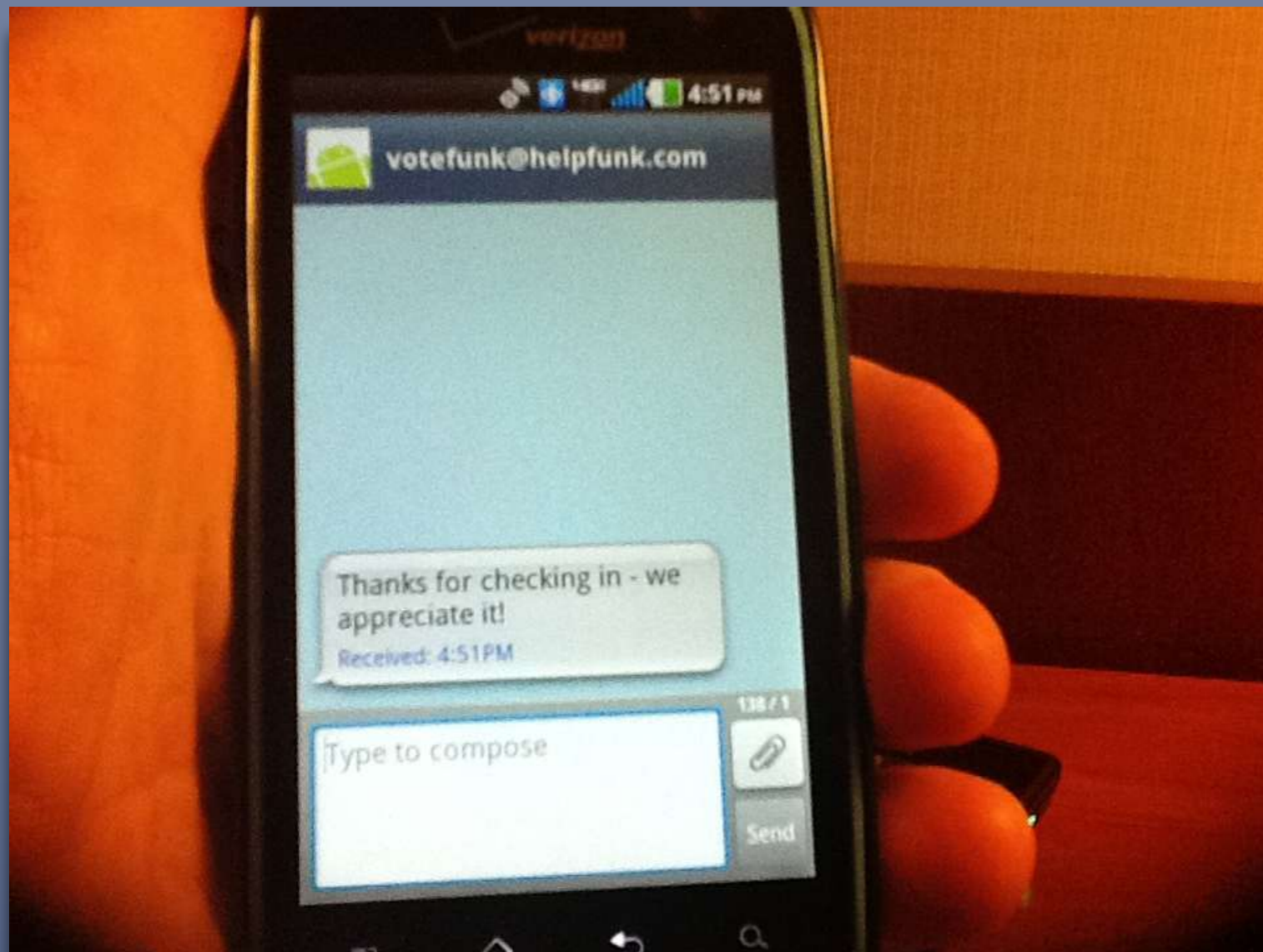


If you haven't used a QR scanner before, you can download the free app to your phone.

After you scan the code, it will prompt you to send a text (SMS) message.



All you have to do is hit "Send."



Once you send the text, you'll receive a text message back that confirms your check-in.

This allows your people to check in very quickly and easily, no matter how large the event.

Hi Brett! - [My Dashboard](#) (Logout)

Dave Funk

for Polk County Supervisor

www.PolkNeedsFunk.com

Text Words

Notes Fundraising Surveys Blog Settings

My Profile Dashboard Communication Projects Documents and Pictures People and Organizations

Reminders Conversations Email Newsletters Email Blast Text Message Blast **Text Words**

[Add Text Word](#)

Text Word	Count	URL
In	1	http://247.ms/3/in View 7-Day Report (PDF)

After the event, you can obtain a PDF report that gives you the list of people who checked in.

Check-Ins from the Past 7 Days

Check In Date	Time	First Name	Last Name	Email	Phone
Mon, 8/15/2011	4:51 PM	Brett	Rogers	sales@247toolset.com	515-988-8226
	1 Checked In				
Total	1 Checked In				

Whether new contacts or established supporters, you'll be able to capture who attended.